

## Overview

---

MG16 is a versatile mixer suitable for a wide range of users and applications.



Rear Panel

## Features

---

- Input channels: 16 Line Inputs (8 mono, 4 stereo), 10 Mic Inputs with 48V phantom power and HPH per channel.
- Output channels: 2 ST, 1 MONITOR, 4 AUX sends, 4 GROUP, 1 PHONES.
- Bus: 1 ST, 4 GROUP, 4 AUX
- Robust, impact-resistant, powder-coated metal chassis.
- Internal universal power supply for worry-free operation around the globe, even in unsteady voltage environment.
- Rack Mount Kit included.
- Discrete class A “D-PRE” mic preamps with an inverted darlington circuit.
- Professional “1-knob compressors” with LED indicators.

## Specifications

1/2

### General Specifications

INPUT CHANNELS	LINE INPUT	16 (8 MONO + 4 STEREO)
	MIC INPUT	10
	MONO INPUT (MIC/LINE)	8 (CH1-8)
	MONO/STEREO INPUT (MIC/LINE)	2 (CH9-12)
	STEREO INPUT (LINE)	2
OUTPUT CHANNELS	STEREO OUT	2
	MONITOR OUT	1
	AUX SEND	4
	GROUP OUT	4
	PHONES OUT	1
BUS	STEREO	1
	GROUP	4
	AUX	4
USB AUDIO - USB IN/OUT		No
PHANTOM POWER		+48V
POWER REQUIREMENTS		100-240V 50Hz/60Hz
POWER SUPPLY TYPE		Internal Universal Power Supply
POWER CONSUMPTION		30W
DIMENSIONS	W x D x H	444mm x 500mm x 130mm (17.5" x 19.7" x 5.1")
NET WEIGHT		6.6kg (14.6lbs)
INCLUDED ACCESSORIES		AC Power Code, Rack-mount kit, Owner's manual, Technical Specifications
SOFTWARE APPLICATION	Steinberg CUBASE AI	No
	Steinberg CUBASIS LE	No
	MG REC/PLAY (WAV)	No
OPTIONAL ACCESSORIES		No
OPERATING TEMPERATURE		0 to 40°C

### Featured Functions

D-PRE MIC PREAMP	Yes
1-KNOB COMP	Yes
SPX DIGITAL EFFECTS	No

### Electrical Specifications

TOTAL HARMONIC DISTORTION	+14dBu (20Hz to 20kHz)	0.03%
	Gain knob: Min	
	+24dBu (1kHz)	0.005%
	Gain knob: Min	
FREQUENCY RESPONSE		+0.5/-1.5dB (20Hz - 48kHz), refer to the nominal output level @1kHz, GAIN knob: Min
HUM & NOISE LEVEL	Equivalent input noise	-128 dBu (20Hz-20 kHz, Rs: 150Ω, Gain knob: Max)
	Residual output noise	-102 dBu (STEREO OUT, STEREO master fader: Min)
CROSSTALK @ 1kHz		-78dB
INPUT CHANNEL FUNCTION	PAD	26dB
	HPH	80Hz, 12dB/oct (Mono/Stereo: MIC only)
	COMP	1 knob compressor (Gain/Threshold/Ratio) Threshold: +22dBu to -8dBu, Ratio: 1:1 to 4:1 Output level: 0dB to 7dB Attack time: approx. 25msec Release time: approx. 300msec
INPUT CHANNEL EQ	High	±15dB (10kHz shelving)
	Mid	±15dB (Mono 250Hz-5kHz peaking, Stereo 2.5kHz peaking)
	Low	±15dB (100Hz shelving)
LED LEVEL METER	Pre Monitor Level	2 x 12 points LED meter (PEAK, +10, +6, +3, 0, -3, -6, -10, -15, -20, -25, -30dB)
PEAK LED		LED turns on when post EQ signal reaches 3dB below clipping level

## Specifications

2/2

### Analog Input Characteristics

INPUT TERMINAL	PAD 26dB	GAIN TRIM POSITION	ACTUAL LOAD IMPEDANCE	FOR USE WITH NOMINAL	INPUT LEVEL			CONNECTOR
					Sensitivity*1	Nominal	Max. before clip	
MIC/LINE 1 – 8	OFF	+64 dB	3k $\Omega$	50-600 $\Omega$ Mics/Lines	-80 dBu (0.077 mV)	-60 dBu (0.775 mV)	-40 dBu (7.75 mV)	Combo jack*2 (Balanced)
		+20 dB			-36 dBu (12.3 mV)	-16 dBu (122.8 mV)	+4 dBu (1.228 V)	
	ON	+38 dB			-54 dBu (1.55 mV)	-34 dBu (15.46 mV)	-14 dBu (154.6 mV)	
		-6 dB			-10 dBu (245 mV)	+10 dBu (2.451 V)	+30 dBu (24.51 V)	
MIC 9/10 – 11/12	-	+64 dB	3k $\Omega$	50-600 $\Omega$ Mic	-80 dBu (0.077 mV)	-60 dBu (0.775 mV)	-40 dBu (7.75 mV)	XLR-3-31*3 (Balanced)
		+20 dB			-36 dBu (12.3 mV)	-16 dBu (122.8 mV)	-6 dBu (388.2mV)	
LINE 9/10 – 11/12	-	+38 dB	10k $\Omega$	600 $\Omega$ Lines	-54 dBu (1.55 mV)	-34 dBu (15.46 mV)	-14 dBu (154.6 mV)	Phone jack*5 (Unbalanced)
		-6 dB			-10 dBu (245 mV)	+10 dBu (2.451 V)	+30 dBu (24.51 V)	
LINE 13/14 – 15/16	-	-	10k $\Omega$	600 $\Omega$ Lines	-30 dBu (24.5 mV)	-10 dBu (245 mV)	+10 dBu (2.45 V)	Phone jack*5 RCA Pin (Unbalanced)

### Analog Output Characteristics

OUTPUT TERMINALS	ACTUAL SOURCE IMPEDANCE	FOR USE WITH NOMINAL	OUTPUT LEVEL		CONNECTOR
			Nominal	Max. before clip	
STEREO OUT [L, R]	75 $\Omega$	600 $\Omega$ Lines	+4 dBu (1.228 V)	+24 dBu (12.28 V)	XLR-3-32*3 Phone jack*5 (Balanced)
MONITOR OUT [L, R], AUX SEND [1 - 4], GROUP OUT [1 - 4]	150 $\Omega$	10k $\Omega$ Lines	+4 dBu (1.228 V)	+20 dBu (7.750 V)	Phone jack*4 (Impedance Balanced)
PHONES	110 $\Omega$	40 $\Omega$ Phones	3mW + 3mW	100mW + 100mW	Stereo phone jack

0dBu is referenced to 0.775Vrms.

\*1 Sensitivity is the lowest level that will produce an output of +4dBu (1.228V) or the nominal output level when the unit is set to maximum gain. (All level controls are maximum position.)

\*2 1&Sleeve = GND, 2&Tip = HOT, 3&Ring = COLD

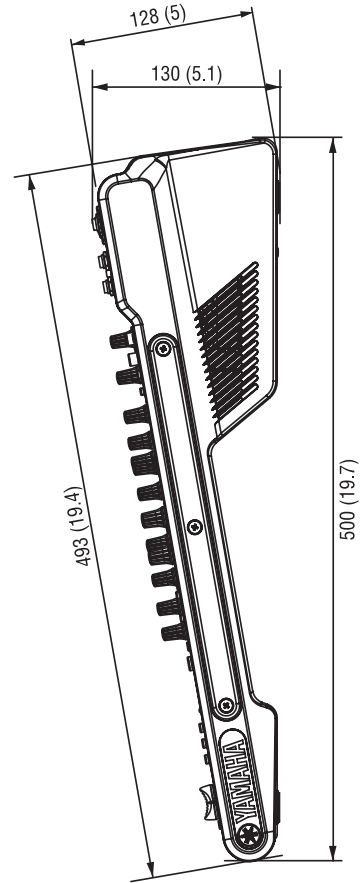
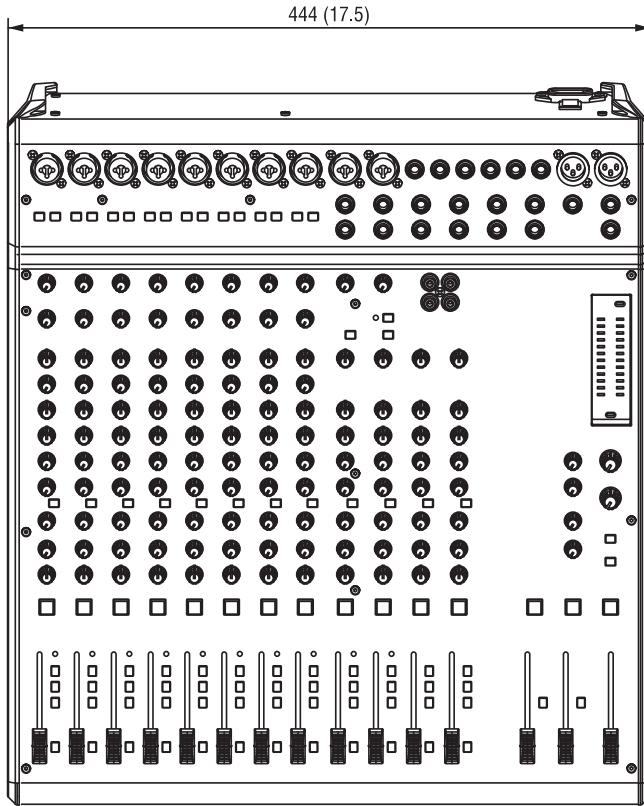
\*3 1 = GND, 2 = HOT, 3 = COLD

\*4 Tip = HOT, Ring = COLD, Sleeve = GND

\*5 Tip = Signal, Sleeve = GND

**Dimensions**

Unit: mm (inch)

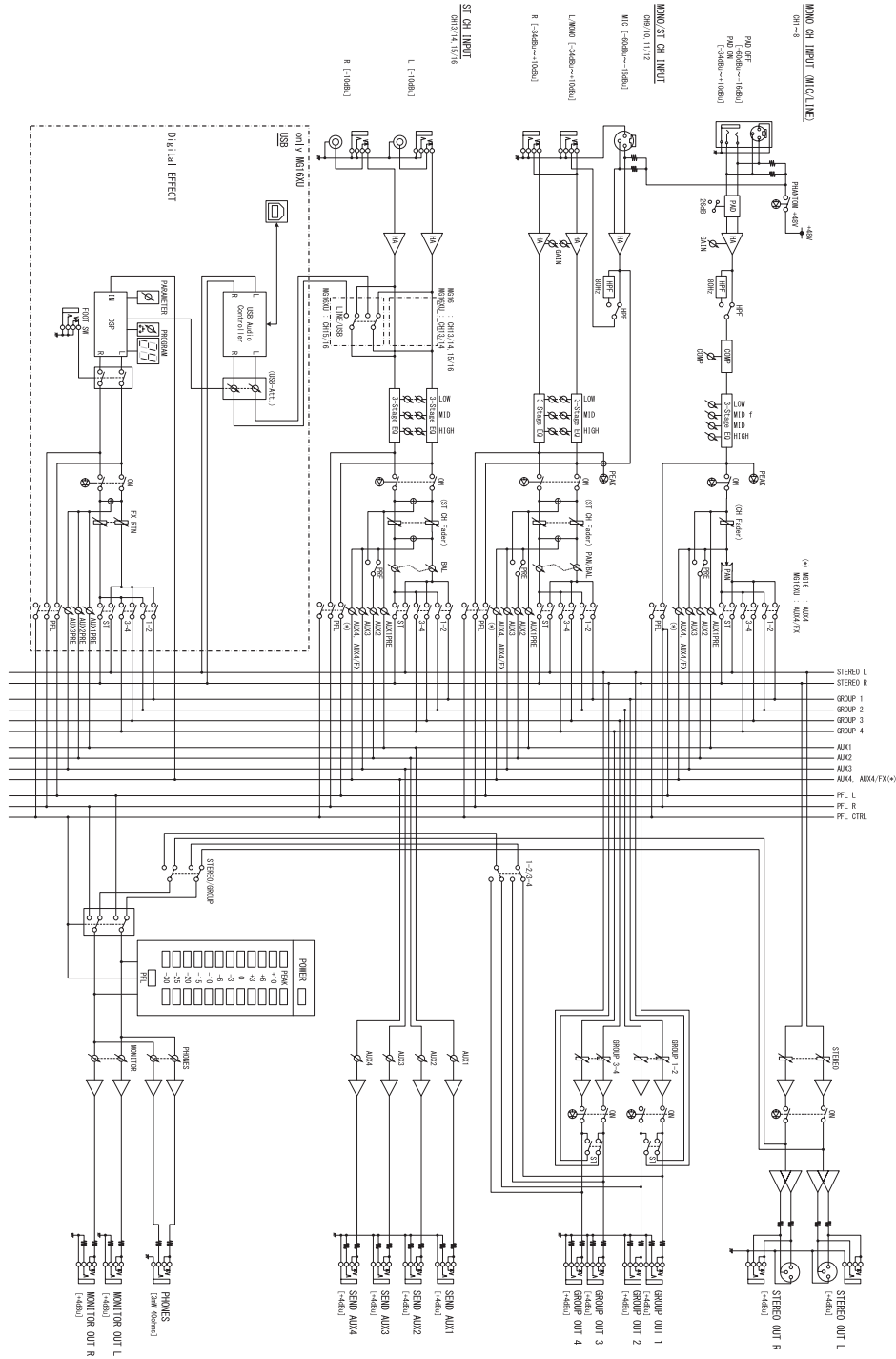


## Architectural and Engineering Specifications

---

The Yamaha MG16 Mixing Console shall be a versatile 16-channel mixer that is suitable for a wide range of users and applications. The MG16 shall have 16 line inputs (8 mono, 4 stereo) and 10 microphone inputs with 48-volt phantom power and a high-pass filter for each channel. Two stereo outputs, one monitor output, four auxiliary sends, four group sends, and one headphone output shall be provided. One stereo bus, four group buses, and four auxiliary buses shall be provided. The mixing console's microphone preamplifiers shall be discrete class-A "D-PRE" types for high sound quality. Yamaha's 1-knob compressors with LED indicators shall be included for easy compression control. The mixing console shall be robust and built into an impact-resistant powder-coated metal chassis. The mixing console shall have an internal universal power supply that is capable of powering the unit stably from AC mains voltages around the world. A rack mount kit shall be included. Dimensions shall be 444 (W) x 500 (D) x 130 (H) mm (17.5" x 19.7" x 5.1"). Weight shall be 6.6kg (14.6lbs).

## Block Diagrams



\*All information subject to change without notice.

\*All trademarks and registered trademarks are property of their respective owners.

Created in March, 2017