
Operation Manual

FreeStyle & GT

41, 31, 21 LED



KINO FLO
Lighting Systems

FreeStyle Systems



SYS-F41U FreeStyle 41 LED DMX System,
Univ

SYS-F41TU FreeStyle/GT 41 LED DMX System,
Univ



SYS-F31U FreeStyle 31 LED DMX System,
Univ

SYS-F31TU FreeStyle/GT 31 LED DMX System,
Univ



SYS-F21U FreeStyle 21 LED DMX System,
Univ

SYS-F21TU FreeStyle/GT 21 LED DMX System,
Univ


Each FreeStyle LED System consists of:

- 1 FreeStyle LED Fixture or 1 x FreeStyle/GT LED Fixture
- 1 Mounting Plate
- 1 Extension Cable
- 1 LED Controller

FreeStyle System Components



- CFX-F41** FreeStyle 41 LED Fixture
- CFX-F31** FreeStyle 31 LED Fixture
- CFX-F21** FreeStyle 21 LED Fixture



- CFX-F41T** FreeStyle/GT 41 LED Fixture
- CFX-F31T** FreeStyle/GT 31 LED Fixture
- CFX-F21T** FreeStyle/GT 21 LED Fixture



- MTP-BG41** KinoGrip 41K Mount w/
Baby Receiver (16mm)




- X12-25** FreeStyle Extension, 25ft



- LED-151X-120U**
FreeStyle 151 LED DMX Controller, Univ 120U

- LED-151X-230U**
FreeStyle 151 LED DMX Controller, Univ 230U

Included w/ all FreeStyle & GT Fixtures



- LVR-SL290-P** FreeStyle 21 Louver/HP, 90°
- LVR-SL390-P** FreeStyle 31 Louver/HP, 90°
- LVR-SL490-P** FreeStyle 41 Louver/HP, 90°

FreeStyle 41 LED DMX Kits



**FreeStyle 41 LED DMX Kit
w/ Travel Case**

KIT-F41U

FreeStyle 41 LED DMX Kit w/ Travel Case, Univ

Kit Contents:

- 1 FreeStyle 41 LED Fixture
- 1 FreeStyle 151 LED Controller
- 1 MTP-BG41 Mount w/ Baby Receiver (16mm)
- 1 Extension, 25ft
- 1 Louver, 90°
- 1 Travel Case

Dimensions:

54.5 x 21 x 9"
(138.5 x 53.5 x 23cm)

Weight:

49 lb
(22.2kg)



**FreeStyle/GT 41 LED DMX Kit
w/ Travel Case**

KIT-F41TU

FreeStyle/GT 41 LED DMX Kit w/ Travel Case, Univ

Kit Contents:

- 1 FreeStyle/GT 41 LED Fixture
- 1 FreeStyle 151 LED Controller
- 1 MTP-BG41 Mount w/ Baby Receiver (16mm)
- 1 Extension, 25ft
- 1 Louver, 90°
- 1 Travel Case

Dimensions:

54.5 x 21 x 9"
(138.5 x 53.5 x 23cm)

Weight:

46 lb
(20.9kg)

FreeStyle 31 LED DMX Kits



**FreeStyle 31 LED DMX Kit
w/ Soft Case**

KIT-F31BU

FreeStyle 31 LED DMX Kit, Univ w/ Soft Case

Kit Contents:

1 FreeStyle 31 LED Fixture
1 FreeStyle 151 LED Controller
1 MTP-BG41 Mount w/ Baby Receiver (16mm)
1 Extension, 25ft
1 Louver, 90°
1 Soft Case

Dimensions:

42.5 x 16.5 x 7.5"
(108 x 42 x 19cm)

Weight:

29 lb
(13kg)



**FreeStyle 31 LED DMX Kit
w/ Flight Case**

KIT-F31U

FreeStyle 31 LED DMX Kit w/ Flight Case

Kit Contents:

1 FreeStyle 31 LED Fixture
1 FreeStyle 151 LED Controller
1 MTP-BG41 Mount w/ Baby Receiver (16mm)
1 Extension, 25ft
1 Louver, 90°
1 Flight Case

Dimensions:

46 x 16.5 x 11"
(117 x 42 x 28cm)

Weight:

49.5 lb
(22kg)



**Gaffer/FS 31 LED DMX Kit
(2-Unit)**

KIT-F32U

Gaffer/FS 31 LED DMX Kit, Univ (2-Unit)

Kit Contents:


2 FreeStyle 31 LED Fixture
2 FreeStyle 151 LED Controller
2 MTP-BG41 Mount w/ Baby Receiver (16mm)
2 Extension, 25ft
2 Louver, 90°
1 Ship Case

Dimensions:

43.5 x 18.5 x 13"
(110.5 x 47 x 33cm)

Weight:

75 lb
(34kg)



**FreeStyle/GT 31 LED DMX Kit
w/ Travel Case**

KIT-F31TU

FreeStyle/GT 31 LED DMX Kit w/ Travel Case, Univ

Kit Contents:

1 FreeStyle/GT 31 LED Fixture
1 FreeStyle 151 LED Controller
1 MTP-BG41 Mount w/ Baby Receiver (16mm)
1 Extension, 25ft
1 Louver, 90°
1 Travel Case

Dimensions:

45.5 x 16.5 x 9"
(115.6 x 42 x 23cm)

Weight:

38.7 lb
(17.6kg)

FreeStyle 21 LED DMX Kits



**FreeStyle 21 LED DMX Kit
w/ Soft Case**

KIT-F21BU

FreeStyle 21 LED DMX Kit, Univ w/ Soft Case

Kit Contents:

1 FreeStyle 21 LED Fixture
1 FreeStyle 151 LED Controller
1 MTP-BG41 Mount w/ Baby Receiver (16mm)
1 Extension, 25ft
1 Louver, 90°
1 Soft Case

Dimensions:

31 x 18 x 7.5"
(79 x 46 x 19cm)

Weight:

24.5 lb
(11kg)



**FreeStyle 21 LED DMX Kit
w/ Flight Case**

KIT-F21U

FreeStyle 21 LED DMX Kit w/ Flight Case

Kit Contents:

1 FreeStyle 21 LED Fixture
1 FreeStyle 151 LED Controller
1 MTP-BG41 Mount w/ Baby Receiver (16mm)
1 Extension, 25ft
1 Louver, 90°
1 Flight Case

Dimensions:

30 x 21 x 10.5"
(76 x 53 x 27cm)

Weight:

39.5 lb
(18kg)



**Interview/FS 21 LED DMX Kit
(2-Unit)**

KIT-F22U

Interview/FS 21 LED DMX Kit, (2-Unit)

Kit Contents:

2 FreeStyle 21 LED Fixture
2 FreeStyle 151 LED Controller
2 MTP-BG41 Mount w/ Baby Receiver (16mm)
2 Extension, 25ft
2 Louver, 90°
1 Ship Case

Dimensions:

36 x 20.5 x 13"
(91.5 x 52 x 33cm)

Weight:

66.5 lb
(30kg)



**FreeStyle/GT 21 LED DMX Kit
w/ Travel Case**

KIT-F21TU

FreeStyle/GT 21 LED DMX Kit w/ Travel Case, Univ

Kit Contents:

1 FreeStyle/GT 21 LED Fixture
1 FreeStyle 151 LED Controller
1 MTP-BG41 Mount w/ Baby Receiver (16mm)
1 Extension, 25ft
1 Louver, 90°
1 Travel Case

Dimensions:

28.5 x 16 x 8.5"
(72.4 x 40.6 x 21.6cm)

Weight:

27.5 lb
(12.5kg)

Power



AC Input

The FreeStyle 151 LED DMX Controller is powered AC and includes an IEC connection. It also includes a 12ft power cord with a locking IEC connector.

The FreeStyle 151 LED DMX has a built-in power supply with universal input from 100-240VAC.



Ambient Operating Temperature

The FreeStyle 151 LED DMX is designed to operate at temperatures from 14°F to 104°F (-10°C to 40°C).

DC Input

The FreeStyle 151 LED DMX can also be operated on 24VDC (input range 18-36VDC) through a 3-Pin XLR. The pin polarity is:

- Pin # 1 – Ground
- Pin # 2 + 18-36VDC
- Pin # 3 not used



Note:

A low voltage warning will display if input DC voltage is under 18VDC. Photo example: **LOW VDC: 16**

FreeStyle Fixture Assembly




The FreeStyle LED Fixture is comprised of a removable Fixture Shell, LED panel and Louver. The Louver is held in place with Velcro fasteners.



The FreeStyle/GT includes Gaffer Tray in place of Plastic Shell.



To remove the LED panel from the fixture housing, press the locking pin and turn thumbscrew to release LED panel.



Lift LED panel from metal tray.



Slide LED panel from fixed pins.

To replace, reverse the procedure.

Removable Mount



Align the center pin of the mounting plate to the center hole on the mating plate.




Rotate plate clockwise until the four shoulder rivets drop into the receptacle. A locking pin will snap into place when the plate is properly seated.

The **yellow wire loop** provides an attachment point for a safety chain.



To remove the plate, pull up on the locking pin and reverse the mounting procedure.



The FreeStyle/GT Gaffer Tray & Panel also has a mating plate to accept the twist-on mount plate.

Mounting the Controller



Insert the 4 rubber feet of the controller into the 4 holes in the fixture.

Secure the Controller to the fixture with the Velcro fastening strap.

Connect the harness to the Controller.
Align the key ways on the harness connector with the circular receptacle on the ballast.
Rotate the silver locking ring until it clicks into the lock position.

Extension Cable



The FreeStyle LED fixture can be used with the controller directly attached or remotely, using a 25ft extension cable. Remote operation of the controller provides more rigging options.

To insert the cable, align the key ways on the extension cable with the circular receptacle on the controller. Rotate the silver locking ring until it clicks into the lock position.

Mount Options



MTP-BAL1



The Controller can be mounted to a stand with a ballast mount accessory, **MTP-BAL1** and mafer clamp.

SnapBag & SnapGrid



The SnapBag accessory is a lightweight fabric tailor-made for the FreeStyle LED. It slips over the fixture and is attached with straps. The reflective material intensifies the soft light. The removable grid cloth attaches to the inside with Velcro.

DFS-FS41-S FreeStyle 41 SnapBag w/ 2 x Diffusion

DFS-FS31-S FreeStyle 31 SnapBag w/ 2 x Diffusion

DFS-FS21-S FreeStyle 21 SnapBag w/ 2 x Diffusion



The SnapGrid accessory is constructed of pre-stretched fireproof fabric with a built-in stainless steel frame. It unfolds and snaps into place. This model requires the use with the corresponding SnapBag; it is not designed to be used by itself.

LVR-FS440-S FreeStyle 41 SnapGrid 40°

LVR-FS340-S FreeStyle 31 SnapGrid 40°

LVR-FS240-S FreeStyle 21 SnapGrid 40°

Control Panel - White Mode



A) On /Off: **On** = Green light displayed. **Off** = Red light displayed. The display and all menu settings can be operated while the power button is in the **Off** position, as long as power is applied to the controller. The On /Off button only controls the light source.

B) Menu: Provides access to menu options such as General settings, Reset, DMX and DMX Wireless settings. Tip: While on control screen, press and hold for 3 seconds to switch through menus (**White, Gels & Hue, RGB**).

C) Kelvin & G/M (Green/Magenta) Preset Buttons: Factory defaults left to right are: 2700K, 3200K, 5000K and 6500K. G/M default value is 000. User can also use these preset buttons to store custom Kelvin and G/M settings.

D) Display: Provides access to Dim, Kelvin, G/M, and DMX channel. Factory reset will show: Dim = 10%, Kelvin = 2700K, G/M = 000, DMX = 001.

E) Lock: Press the **Lock** button to disable all buttons and control knob. Press for 3 seconds to restore presets to default factory settings.

F) Mode: Press to navigate from Dim to Kelvin and G/M settings. When in sub-menus, pressing Mode always returns you to main display. When DMX is applied, use Mode to access DMX channel on main display. Tip: Long press will bring you back one step.

G) Data Port: Mini B USB for software updates.

H) Dimmer Knob: Manually adjusts Dim, Kelvin, G/M levels and DMX address. Press the knob to toggle between fine and coarse adjustments or when selecting options within menus.

DMX Note: Each FreeStyle LED has an **"AUTO TERMINATE"** feature. The last fixture that does not have an XLR cable attached to the DMX "Out" port will automatically terminate.

Control Panel - Color & RGB Mode



Color Mode

- A) Menu:** Provides access to menu options such as General settings (**Color Mode**), Reset, DMX and DMX Wireless settings.
Tip: While on control screen, press and hold for 3 seconds to switch through menus (**White, Gels & Hue, RGB**).
- B) Kelvin, G/M (Green/Magenta) Gel, Hue & Saturation Preset Buttons:**
Factory defaults left to right are: 2700K, 3200K, 5000K and 6500K.
G/M default value is 000. User can also use these preset buttons to store custom Kelvin between 2500K and 9900K and custom G/M, Gel, Hue and Saturation settings.
- C) Display:** Provides access to Dim, Kelvin, G/M, Gel, Hue/Saturation and DMX channel. Factory reset will show: Dim = 10%, Kelvin = 2700K, G/M = 000, DMX = 001.
- D) Mode:** Press to navigate from Dim to Kelvin, G/M, Gel, Hue and Saturation settings. When in sub-menus, pressing Mode always returns you to main display. When DMX is applied, use Mode to access DMX channel on main display. Tip: Long press will bring you back one step.

RGB Mode

- A) Menu:** Provides access to menu options such as General settings (**RGB Mode**), Reset, DMX and DMX Wireless settings. Tip: While on control screen, press and hold for 3 seconds to switch through menus (**White, Gels & Hue, RGB**).
- B) Kelvin, G/M (Green/Magenta) RGB (Red, Green, Blue) Preset Buttons:**
Factory defaults left to right are: 2700K, 3200K, 5000K and 6500K. G/M default value is 000. User can also use these preset buttons to store custom Kelvin between 2500K and 9900K and custom G/M, and RGB settings.
- C) Display:** Provides access to Dim, Kelvin, G/M, RGB and DMX channel.
Factory reset will show: Dim = 10%, Kelvin = 2700K, G/M = 000, DMX = 001.
- D) Mode:** Press to navigate from Dim to Kelvin, G/M, RGB settings. When in sub-menus, pressing Mode always returns you to main display. When DMX is applied, use Mode to access DMX channel on main display.
Tip: Long press will bring you back one step.

Accessories



SYS-BK12

Block/KF21 Single Battery System,
140Whr, 28.8V (2 x Battery)



DFS-SL20-H

FreeStyle 21 Flozier, Half

DFS-SL30-H

FreeStyle 31 Flozier, Half

DFS-FS40-H

FreeStyle 41 Flozier, Half



FIX-21

FreeStyle 21 Fixture Shell Only

FIX-31

FreeStyle 31 Fixture Shell Only

FIX-41

FreeStyle 41 Fixture Shell Only



FIX-21T

FreeStyle/GT 21 Gaffer Tray

FIX-31T

FreeStyle/GT 31 Gaffer Tray

FIX-41T

FreeStyle/GT 41 Gaffer Tray



PAN-F21


FreeStyle 21 LED Panel Only

PAN-F31

FreeStyle 31 LED Panel Only

PAN-F41

FreeStyle 41 LED Panel Only



LVR-SL260-P

FreeStyle 21 Louver/HP 60°

LVR-SL360-P

FreeStyle 31 Louver/HP 60°

LVR-SL460-P

FreeStyle 41 Louver/HP 60°



DFS-FS21-S

FreeStyle 21 SnapBag w/ 2 x Diffusion

DFS-FS31-S

FreeStyle 31 SnapBag w/ 2 x Diffusion

DFS-FS41-S

FreeStyle 41 SnapBag w/ 2 x Diffusion



LVR-FS240-S

FreeStyle 21 Louver/HP 40°

LVR-FS340-S

FreeStyle 31 Louver/HP 40°

LVR-FS440-S

FreeStyle 41 Louver/HP 40°

	MTP-KG41 KinoGrip 41K Mount w/ 3/8" Pin (10mm)
	MTP-BG41S KinoGrip 41K Mount w/ Baby Receiver Short (16mm)
	MTP-BF41 Kino Offset w/ Baby Receiver (16mm)
	MTP-BAL1 Kino Bal/Led Controller Mount (16mm)
	MTP-BRA Baby Right Angle Offset (5/8" Pin)
	XLR-310 3-Pin Xlr DC Power Cable, 10ft
	STD-M30 Medium Duty, 3-Rise 30"
	STD-M36 Medium Duty, 3-Rise 36"
	STD-D1 Reverse Stand

Cases



BAG-SL20

FreeStyle 20 Soft Case

BAG-SL30

FreeStyle 30 Soft Case



KAS-DL20

FreeStyle 20 Flight Case

KAS-DL30

FreeStyle 30 Flight Case



KAS-DL21-C

FreeStyle/GT 21 Travel Case

KAS-DL31-C

FreeStyle/GT 31 Travel Case

KAS-FS41-C

FreeStyle/GT 41 Travel Case



KAS-FS22

Interview/FS 21 Ship Case (2-Unit)

KAS-FS32

Gaffer/FS 31 Ship Case (2-Unit)



KAS-SL23

FreeStyle 21 Fixture (3) Ship Case

KAS-SL33

FreeStyle 31 Fixture (3) Ship Case

KAS-FS43

FreeStyle 41 Fixture (3) Ship Case



KAS-KFC

Ballast and Cable Crate w/ Lid

LED Fixture Specifications



FreeStyle LED

CFX-F41 FreeStyle 41 LED Fixture

Weight: 16 lb (7.3kg)

Dimensions: 52.5 x 9 x 4" w/ 6" barndoors
(133.4 x 22.9 x 10.2cm w/ 15.3cm barndoors)

CFX-F31 FreeStyle 31 LED Fixture


Weight: 14.6 lb (6.6kg)

Dimensions: 40.5 x 10.5 x 3.5" w/ 6.5" barndoors
(103 x 26.7 x 9cm w/ 16.5cm barndoors)

CFX-F21 FreeStyle 21 LED Fixture

Weight: 11.6 lb (5.3kg)

Dimensions: 26.5 x 13 x 3.5" w/ 6" barndoors
(67.3 x 33 x 9cm w/ 15.2cm barndoors)



FreeStyle/GT LED

CFX-F41T FreeStyle/GT 41 LED Fixture

Weight: 12.5 lb (5.7kg)

Dimensions: 50 x 8 x 2.5"
(127 x 20.3 x 6.4cm)

CFX-F31T FreeStyle/GT 31 LED Fixture

Weight: 11.2 lb (5.1kg)

Dimensions: 37.5 x 9.5 x 2.5"
(95.3 x 24.1 x 6.4cm)

CFX-F21T FreeStyle/GT 21 LED Fixture

Weight: 9 lb (4.1kg)

Dimensions: 23.5 x 11.5 x 2.5"
(60 x 29.2 x 6.4cm)



**FreeStyle LED
Panel Only**

PAN-F41 FreeStyle 41 Panel Only

Weight: 9.6 lb (4.4kg)

Dimensions: 49.5 x 7.5 x 2.5"
(125.7 x 19.1 x 6.4cm)

PAN-F31 FreeStyle 31 Panel Only

Weight: 8.6 lb (4kg)

Dimensions: 37.5 x 9.5 x 2.5"
(95.3 x 24.1 x 6.4cm)

PAN-F21 FreeStyle 21 Panel Only

Weight: 7 lb (3.2kg)

Dimensions: 23.5 x 11.5 x 2.5"
(60 x 29.2 x 6.4cm)

LED Controller Specifications



**FreeStyle 151 LED
DMX Controller**

LED-151X FreeStyle 151 LED DMX Controller

AC Input Voltage: 100~240VAC 50/60Hz, 150W

Amperage VAC: 1.25A at 120VAC, 0.65A at 230VAC

DC Input Voltage: 18~36VDC, 150W

Amperage VDC: 6.25A at 24VDC

Kelvin Range: 2700K~6500K (White Mode)

Kelvin Range: 2500K~9900K (Color Mode)

Dimming Range: 100%~1%

Weight: 4.5 lb (2kg)

Dimensions: 14.5 x 4.5 x 3"
(37 x 11 x 8cm)

FCC Part 15 Verification:

This device complies with Part 15 of the FCC Rules. Operation is subject to the condition that this device does not cause harmful interference.

FCC Part 15 Declaration of Conformity:

This device complies with Part 15 of the FCC Rules. Operation is subject to the following two conditions: (1) this device may not cause harmful interference, and (2) this device must accept any interference received, including interference that may cause undesired operation.



KINO FLO, INC

FreeStyle & GT 41, 31 & 21 LED

ID: XRSCRMXTIMO101

IC: 8879A-CRMXT101

For full operation manual, latest Warranty information and Certifications,
see Kino Flo website at www.kinoflo.com.

**Environmental: Disposal of Old Electrical & Electronic Equipment.**

This symbol on the product or on its packaging indicates that this product shall not be treated as household waste. This product is made of recyclable materials and should be disposed of in accordance with governmental regulations.

Kino Flo, Inc. 2840 N. Hollywood Way, Burbank, CA 91505, USA

Tel: 818 767-6528 website: www.kinoflo.com