

SWIT®

21.5 in 1000nits HDR QLED Field Monitor

FM-215HDR



Features

■ 21.5-inch FHD 1000nits Wide Color Gamut QLED Panel

1920x1080 IPS FHD QLED panel, 100% DCI-P3 coverage Wide Color Gamut, 1000nits backlight, 1000:1 contrast, H/V 178° viewing angle for professional productions.

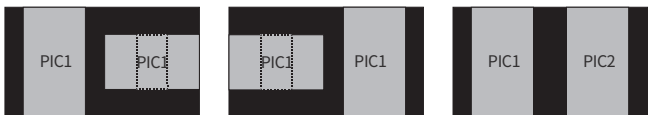
■ Quadview, PBP/PIP view and vertical mode

Support 4x SDI/HDMI® mixed multiview and display waveform, vector, audio meters, EOTF, color gamut, UMD for each input. Support 2 inputs PBP or PIP display.



SDI & HDMI® Mixed Quadview Any 2 inputs PBP display Any 2 inputs PIP display
PIC2 position/size adjustable

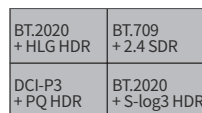
Support any 2 inputs horizontal and vertical (cropped) image display (vertical mode), to meet content production needs and ensure adaptability to traditional horizontal screen and mobile phone vertical screen display effects.



Any 2 inputs horizontal and vertical (cropped) display Any 2 inputs vertical (cropped) display

■ Multi Color Gamut & EOTF Viewing

1 input source copied to 4 windows and display different HDR/SDR and color gamut simultaneously.



HDR/SDR simultaneously view

■ 18-bit Processing / Zero Latency

Internal 18-bit signal processing, and less than 1/100 frames audio/video latency for lip-sync monitoring.

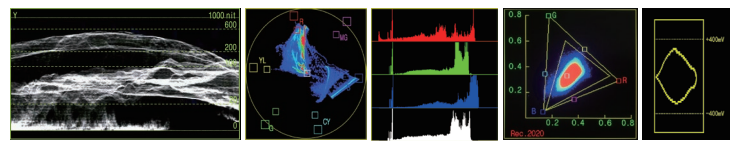
■ For on-site production in complex environments

The lightweight flight case and screen protector provide strong protection for the monitor body. Double cheese boards on top can be expanded with a variety of accessories. Aluminum alloy VESA mount adaptor (Optional) allows it to be adapted to standard light stand.



■ Video Assist Patterns, 12GSDI Eye Pattern

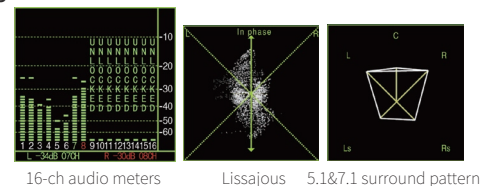
Waveform and single line selection, Vector scope, Histogram and unique Color Gamut pattern and Eye pattern for 12GSDI, supports multiple display position, size and color selection for the patterns.



Y/Cb/Cr/R/G/B Waveform with nits Support single line waveform Vector Scope R/G/B/Y Histogram Rec. 709/2020 Color Gamut Pattern Eye Pattern

■ Audio Assist Patterns

16-ch audio meters, and select any 2-ch to output via 3.5mm or speakers; Support Lissajous and 5.1/7.1 surround patterns.



16-ch audio meters Lissajous 5.1&7.1 surround pattern

■ Others

Focus assist, R/G/B/mono, False color, Zebra, H/V delay, Freeze; 15:9, 14:9, 13:9, 4:3, 2.35:1, 2:1, 1.85:1 and User defined markers; Support TSL 3.1/4.0 UMD and text TALLY display; GPI control and webserver IP control, USB firmware updates.



- ◆ 4K Inputs: 12GSDI / 4x3G / HDMI® 2.0 4K@60
- ◆ 1000nits, HLG/PQ/S-log3 HDR
- ◆ 100% DCI-P3 WCG QLED Panel
- ◆ Eye Pattern, Surround Sound pattern
- ◆ 3DLUT Self-calibration, $\Delta E < 1.0$

Video Formats

SDI IN1 & LOOP1 (12G)

4096×2160p (60 / 59.94 / 50 / 30 / 29.97 / 25 / 24 / 23.98)
 3840×2160p (60 / 59.94 / 50 / 30 / 29.97 / 25 / 24 / 23.98)
 2048×1080p (60 / 59.94 / 50 / 30 / 29.97 / 25 / 24 / 23.98)
 2048×1080i (50 / 59.94 / 60)
 1080p (60 / 59.94 / 50 / 30 / 29.97 / 25 / 24 / 23.98)
 1080i (60 / 59.94 / 50)
 1080psf (30 / 29.97 / 25 / 24 / 23.98)
 720p (60 / 59.94 / 50)
 480i (59.94) 576i (50)

SDI IN2/3/4 & LOOP2 (3G)

2048×1080p (60 / 59.94 / 50 / 30 / 29.97 / 25 / 24 / 23.98)
 2048×1080i (50 / 59.94 / 60)
 1080p (60 / 59.94 / 50 / 30 / 29.97 / 25 / 24 / 23.98)
 1080i (60 / 59.94 / 50)
 1080psf (30 / 29.97 / 25 / 24 / 23.98)
 720p (60 / 59.94 / 50)
 480i (59.94) 576i (50)

4K Quad-link SDI IN (each channel)

2048×1080p (60 / 59.94 / 50 / 30 / 29.97 / 25 / 24 / 23.98)
 1080p (60 / 59.94 / 50 / 30 / 29.97 / 25 / 24 / 23.98)

HDMI® 2.0 4K@60 IN

4096×2160p (60 / 59.94 / 50 / 30 / 29.97 / 25 / 24 / 23.98)
 3840×2160p (60 / 59.94 / 50 / 30 / 29.97 / 25 / 24 / 23.98)
 1080p (60 / 59.94 / 50 / 30 / 29.97 / 25 / 24 / 23.98)
 1080i (60 / 59.94 / 50)
 720p (60 / 59.94 / 50)

Specifications

Model		FM-215HDR
Display	Size	21.5 inches
	Resolution	1920×1080
	Aspect Ratio	16:9
	Color Depth	10bit (8+2FRC)
	Internal Processing	18bit
	Viewing angle	H/V 178/178
	Brightness	1000nits
	Contrast	1000:1
Input	SDI 1	12G/6G/3G/HD-SDI ×1
	SDI 2/3/4	3G/HD-SDI ×3
	HDMI®	HDMI® 2.0 4K@60 ×1
	UMD	RS485 ×1
	GPI (Tally)	RS485 ×1
	Ethernet	RJ45 ×1, 1000M
	USB	USB-A ×1 - 3DLUT & Firmware
Output	SDI 1	12G/6G/3G/HD-SDI Loop ×1
	SDI 2	3G/HD-SDI loop ×1
	Analog audio	3.5mm headphone + Speaker
	UMD	RS485 ×1
General	AC Input	AC 100-240V 50/60Hz
	DC Input	DC 12-17V, V-mount plate
	Power	≤60W
	Working environment	0°C - +40°C; 10% - 90%
	Storage environment	- 15°C - + 60°C; 10% - 90%
	Dimensions	570×405×260mm
	Weight(Monitor)	7.28KG

