



# 4K PTZ REMOTE CAMERA (NDI HX3) KY-PZ510NW/NB V3

# 4K PTZ REMOTE CAMERA KY-PZ510W/B V3

SMART (Subject Movement And Recognition Tracking)  
Auto Tracking now has five new function settings to provide  
intelligent operation for sophisticated and engaging productions.



## CONNECTED CAM™

### Five New SMART Auto Tracking Settings

KY-PZ510N/KY-PZ510

#### 1 Standard

In the Standard auto-tracking mode, you can set various positions of the subject within the frame.

##### Position



Left



Center



Right

##### Headroom (Vertical Position)



You can set the headroom spacing above the subject.

##### Subject Framing (Figure Size)



Full



Upper



Close

#### 2 Area




The camera captures the Area frame where the target subject is visible. When the subject moves to an adjacent Area, the camera pans to the new Area. Two to four Area settings can be made. Subject tracking is stationary in this setting.

##### Setting Area on Web User Interface




#### 3 Stage

In the Stage setting, the left and right panning borders are set. The subject will be auto-tracked only within the borders.



#### 4 Wide Area

In the Wide Area setting, a left and a right Area with borders are set with the camera stationary and no subject tracking. Standard auto-tracking of the target subject will be engaged outside of the set Area.




## 5 Fine Adjustment

If the subject is out of the preset framing position after panning, the camera will adjust the subject framing to the correct position. Once the subject framing is corrected, the camera will become stationary.




  
Preset 1 (Home)



  
Preset 2  
The subject position is offset after selecting Preset 2.



  
Preset 2  
The camera position is automatically reset with Fine Adjustment.

### ■ On-Screen Display of Menu via Camera Output KY-PZ510N/KY-PZ510

The camera menu can be displayed through the HDMI, SDI, Web User Interface, or Streaming outputs.

### ■ NDI Version Updates

KY-PZ400N KY-PZ200N KY-PZ510N/KY-PZ510

KY-PZ400N/KY-PZ200N models have been updated to NDI version 5 and come with NDI HX standard. KY-PZ510N is NDI version 5 and comes with NDI HX3 standard.

### ■ Select Auto-Tracking Subject via Web User Interface or Hand Remote KY-PZ510N/KY-PZ510

You can select the target from Web UI or Remote control unit.



### ■ Camera Presets Update KY-PZ510N/KY-PZ510 KY-PZ400N KY-PZ200N/KY-PZ200

The table shows the presets available when powering on the camera.

Presets	Before Update	After Update	
Exposure	Mode	—	✓
	ExpCompMode	—	✓
	ExpComp	—	✓
	Backlight	—	✓
	Bright	—	✓
	Iris	—	✓
	Shtter	—	✓
	Gain	—	✓
	Gain Limit	—	✓
	Anti-Flicker	—	✓
	Meter	—	✓
DRC	—	✓	

Presets	Before Update	After Update	
Color	WB Mode	—	✓
	RG Tuning	—	✓
	BG Tuning	—	✓
	R Gain	—	✓
	B Gain	—	✓
	Saturation	—	✓
	Hue	—	✓
Image	Luminance	—	✓
	Contrast	—	✓
	Sharpness	—	✓
	Flip-H	—	✓
	Flip-V	—	✓
	B&W Mode	—	✓
	Style	—	✓

Presets	Before Update	After Update	
P/T/Z	AF-Zone	—	✓
	AF-Sense	—	✓
	Digital Zoom	—	✓
Other	Zoom Position	✓	✓
	Focus Mode	✓	✓
	Focus Position	✓	✓
	Pan Position	✓	✓
	Tilt Position	✓	✓

### ■ Firmware update KY-PZ510N/KY-PZ510 KY-PZ400N KY-PZ200N/KY-PZ200

KY-PZ510/N V3.0.00 or later, KY-PZ400N V1.2.46 or later, KY-PZ200/N V1.1.53 or later, RM-LP100 V320 or later.

Items	Function	KY-PZ510N	KY-PZ510	KY-PZ400N	KY-PZ200N	KY-PZ200
SMART Auto Tracking	Standard, Area, Stage, Wide Area, Fine Adjustment.	✓	✓	—	—	—
	Select Auto-Tracking Subject via Web User Interface.	✓	✓	—	—	—
	Auto Tracking command on Web API.	✓	✓	—	—	—
On/Off OSD Menu	On/Off of OSD Menu on WebUI/Streaming or HDMI/SDI.	✓	✓	—	—	—
	Auto Tracking WEB API command. RM-LP100 can control Auto Tracking On/Off.	✓	✓	—	—	—
WEB API	Remote Restore command.	✓	✓	✓	✓	✓
RM-LP100	RM-LP100 can control On/Off of Auto Tracking.	✓	✓	—	—	—
Presets	Presets save video settings like Iris, Shutter, Gain, Focus, etc.	✓	✓	✓	✓	✓
NDI Version	KY-PZ400N/KY-PZ200N updated to NDI version 5 with NDI HX.	Current ver 5 (NDI HX3)	—	Before update ver 4 (NDI HX) After update ver 5 (NDI HX)		—

NDI HX is a registered trademark of Vizrt Group.

Product and company names mentioned here are trademarks or registered trademarks of their respective owners.

QR Code is a registered trademark of Denso Wave Incorporated.

Simulated pictures. Values for weight and dimensions are approximate. E.&O.E. Design and specifications subject to change without notice. Copyright © 2023, JVCケンウッド株式会社. All Rights Reserved.

DISTRIBUTED BY

For Instruction Manual

JVC Professional Video website



[http://www32.jvckenwood.com/jvc/manual\\_e/index.asp](http://www32.jvckenwood.com/jvc/manual_e/index.asp)



<https://www.jvc.com/usa/pro/>  
Phone Number: (800) 582-5825



Europe  
[eu.jvc.com/pro](http://eu.jvc.com/pro)